




Koch Filter Corporation
Filtration Products Crafted with Pride

Multi-Pleat™

*A Complete Line of Extended
Surface Pleated Panel Filters*



- **Extended service life**
- **Standard and High Capacity models**
- **Low resistance to airflow**
- **Moisture resistant beverage board frame**
- **Completely disposable**

Multi-Pleat Extended Surface Pleated Panel Filters

The Koch Multi-Pleat 40 and Multi-Pleat 40HC are extended surface pleated panel filters designed for use in all types of residential, commercial, and industrial air filtration systems. Multi-Pleat filters, because of their high quality filter media and extended surface construction, offer significantly higher efficiency and longer service life than fiberglass disposable filters, media pads, or permanent filters. They are available in a wide range of standard and special sizes in depths of 1", 2", 4" and 6".



In accordance with the latest ASHRAE Test Standard 52.2, Multi-Pleat 40 and 40HC carry a fractional efficiency rating of MERV 7 (Minimum Efficiency Reporting Value). The filters will also provide an Average Atmospheric Dust Spot Efficiency of 25-30% according to ASHRAE Test Standard 52.1.

The Multi-Pleat is completely disposable and is interchangeable with other panel filters without modification to existing equipment.

Two Capacity Levels

The Multi-Pleat series is an extremely versatile family of air filters used in a wide variety of filtration systems worldwide. In order to meet the different requirements found in these applications, Koch offers the Multi-Pleat in two media area capacity levels.

The Standard Capacity Multi-Pleat is designed to operate under normal conditions up to 625 feet per minute and provides an excellent combination of low initial purchase price and superior performance.

Multi-Pleat 1" – 1.6 sq. ft. per 1.0 sq. ft. face area
Multi-Pleat 2" – 3.1 sq. ft. per 1.0 sq. ft. face area
Multi-Pleat 4" – 5.8 sq. ft. per 1.0 sq. ft. face area
Multi-Pleat 6" – 8.9 sq. ft. per 1.0 sq. ft. face area


High Capacity Multi-Pleat HC filters are similar in construction to the Standard Capacity type but have the added advantage of approximately 30% more media. The dust holding capacity provided by this additional media results in extended filter life.

Multi-Pleat HC 1" – 2.3 sq. ft. per 1.0 sq. ft. face area
Multi-Pleat HC 2" – 4.6 sq. ft. per 1.0 sq. ft. face area
Multi-Pleat HC 4" – 7.0 sq. ft. per 1.0 sq. ft. face area
Multi-Pleat HC 6" – 11.3 sq. ft. per 1.0 sq. ft. face area

Multi-Pleat Applications



Multi-Pleat Construction



High wet-strength beverage board frame is moisture resistant and reduces warping in applications with high humidity

Dual component filter media is composed of natural and synthetic fibers engineered for efficiency, high dust holding, and durability

Specialized pleat configuration is designed for maximum use of the media surface area

Rust resistant galvanized-dipped expanded metal insures proper pleat shape throughout filter lifecycle

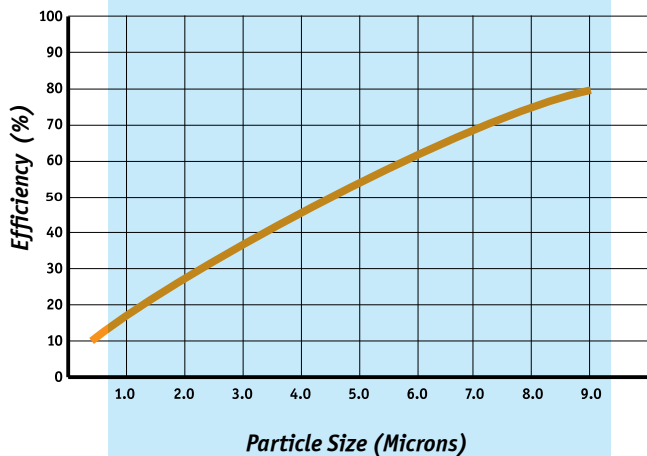
Specially designed integral die-cut support members are totally bonded to media to insure filter rigidity and pleat alignment

Corners are interlocked and reinforced for durability and easy installation into side access or front loaded systems

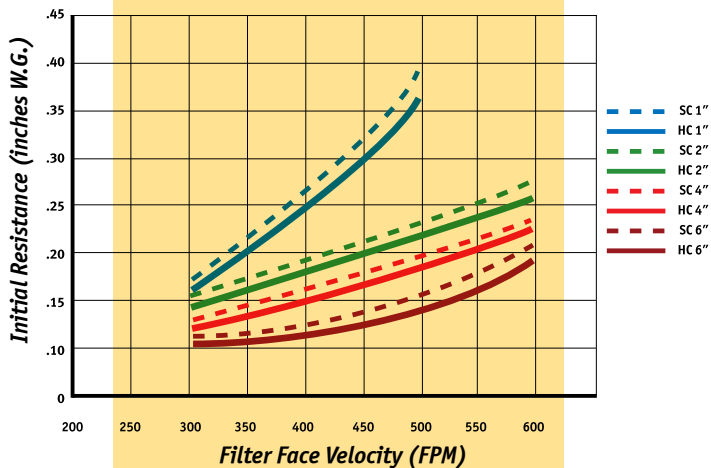
Frames are marked with filter size and all appropriate installation and safety information

The Multi-Pleat is available in a wide range of models, including MERV 8 and MERV 11 filters. Please see our catalog or consult your Koch Filter Corporation representative for additional information about the complete Multi-Pleat product line.

Efficiency by Particle Size



Initial Resistance vs. Filter Face Velocity



Multi-Pleat Technical Data

Multi-Pleat 40 (Standard Capacity)

Size (nominal)	Size (Actual in inches)	Capacity (CFM)			Resistance (in W.G.)			Media Area (Sq.Ft.)
		Low	Med	High	Low	Med	High/Final	
10X20X1	9½ X 19½ X 7⁄8"	417	694	NR	.17/	.40/	NR / 1.0	2.2
12X24X1	11¾ X 23¾ X 7⁄8"	600	1000	NR	.17/	.40/	NR / 1.0	3.2
14X20X1	13½ X 19½ X 7⁄8"	583	972	NR	.17/	.40/	NR / 1.0	3.1
14X25X1	13½ X 24½ X 7⁄8"	729	1215	NR	.17/	.40/	NR / 1.0	3.9
15X20X1	14½ X 19½ X 7⁄8"	625	1042	NR	.17/	.40/	NR / 1.0	3.3
16X20X1	15½ X 19½ X 7⁄8"	667	1111	NR	.17/	.40/	NR / 1.0	3.6
16X25X1	15½ X 24½ X 7⁄8"	833	1389	NR	.17/	.40/	NR / 1.0	4.5
20X20X1	19½ X 19½ X 7⁄8"	833	1389	NR	.17/	.40/	NR / 1.0	4.5
20X25X1	19½ X 24½ X 7⁄8"	1042	1736	NR	.17/	.40/	NR / 1.0	5.6
24X24X1	23¾ X 23¾ X 7⁄8"	1200	2000	NR	.17/	.40/	NR / 1.0	6.4
12X24X2	11¾ X 23¾ X 1¾"	600	1000	1200	.14/	.24/	.35 / 1.0	6.2
14X20X2	13¾ X 19¾ X 1¾"	583	972	1215	.14/	.24/	.35 / 1.0	6.1
14X25X2	13¾ X 24¾ X 1¾"	729	1215	1519	.14/	.24/	.35 / 1.0	7.5
15X20X2	14¾ X 19¾ X 1¾"	625	1042	1302	.14/	.24/	.35 / 1.0	6.5
16X20X2	15½ X 19½ X 1¾"	667	1111	1389	.14/	.24/	.35 / 1.0	6.8
16X25X2	15½ X 24½ X 1¾"	833	1389	1736	.14/	.24/	.35 / 1.0	8.7
18X24X2	17½ X 23½ X 1¾"	900	1500	1875	.14/	.24/	.35 / 1.0	9.3
20X20X2	19½ X 19½ X 1¾"	833	1389	1736	.14/	.24/	.35 / 1.0	8.7
20X24X2	19½ X 23½ X 1¾"	1000	1667	2083	.14/	.24/	.35 / 1.0	10.3
20X25X2	19½ X 24½ X 1¾"	1050	1736	2170	.14/	.24/	.35 / 1.0	10.8
24X24X2	23¾ X 23¾ X 1¾"	1200	2000	2500	.14/	.24/	.35 / 1.0	12.4
25X25X2	24¾ X 24¾ X 1¾"	1302	2170	2713	.14/	.24/	.35 / 1.0	13.5
12X24X4	11¾ X 23¾ X 3¾"	600	1000	1250	.13/	.21/	.31 / 1.0	11.6
16X20X4	15½ X 19½ X 3¾"	667	1111	1389	.13/	.21/	.31 / 1.0	12.9
16X25X4	15½ X 24½ X 3¾"	833	1389	1736	.13/	.21/	.31 / 1.0	16.2
18X24X4	17½ X 23¾ X 3¾"	900	1500	1875	.13/	.21/	.31 / 1.0	17.4
20X20X4	19½ X 19½ X 3¾"	833	1389	1736	.13/	.21/	.31 / 1.0	16.1
20X24X4	19½ X 23¾ X 3¾"	1000	1667	2083	.13/	.21/	.31 / 1.0	19.3
20X25X4	19½ X 24½ X 3¾"	1042	1736	2170	.13/	.21/	.31 / 1.0	20.1
24X24X4	23¾ X 23¾ X 3¾"	1200	2000	2500	.13/	.21/	.31 / 1.0	23.2
24X24X6	23¾ X 23¾ X 5¾"	1200	2000	2500	.13/	.19/	.29 / 1.0	35.6

Multi-Pleat 40HC (High Capacity)

Size (nominal)	Size (Actual in inches)	Capacity (CFM)			Resistance (in W.G.)			Media Area (Sq.Ft.)
		Low	Med	High	Low	Med	High/Final	
10X20X1	9½ X 19½ X 7⁄8"	417	694	NR	.14/	.38/	NR / 1.0	3.2
12X24X1	11¾ X 23¾ X 7⁄8"	600	1000	NR	.14/	.38/	NR / 1.0	4.6
14X20X1	13½ X 19½ X 7⁄8"	583	972	NR	.14/	.38/	NR / 1.0	4.5
14X25X1	13½ X 24½ X 7⁄8"	729	1215	NR	.14/	.38/	NR / 1.0	5.6
15X20X1	14½ X 19½ X 7⁄8"	625	1042	NR	.14/	.38/	NR / 1.0	4.8
16X20X1	15½ X 19½ X 7⁄8"	667	1111	NR	.14/	.38/	NR / 1.0	5.1
16X25X1	15½ X 24½ X 7⁄8"	833	1389	NR	.14/	.38/	NR / 1.0	6.4
20X20X1	19½ X 19½ X 7⁄8"	833	1389	NR	.14/	.38/	NR / 1.0	6.4
20X25X1	19½ X 24½ X 7⁄8"	1042	1736	NR	.14/	.38/	NR / 1.0	8.0
24X24X1	23¾ X 23¾ X 7⁄8"	1200	2000	NR	.14/	.38/	NR / 1.0	9.2
12X24X2	11¾ X 23¾ X 1¾"	600	1000	1200	.13/	.22/	.34 / 1.0	9.2
14X20X2	13¾ X 19¾ X 1¾"	583	972	1215	.13/	.22/	.34 / 1.0	8.9
14X25X2	13¾ X 24¾ X 1¾"	729	1215	1519	.13/	.22/	.34 / 1.0	11.2
15X20X2	14¾ X 19¾ X 1¾"	625	1042	1302	.13/	.22/	.34 / 1.0	9.6
16X20X2	15½ X 19½ X 1¾"	667	1111	1389	.13/	.22/	.34 / 1.0	10.2
16X25X2	15½ X 24½ X 1¾"	833	1389	1736	.13/	.22/	.34 / 1.0	12.8
18X24X2	17½ X 23½ X 1¾"	900	1500	1875	.13/	.22/	.34 / 1.0	13.8
20X20X2	19½ X 19½ X 1¾"	833	1389	1736	.13/	.22/	.34 / 1.0	12.8
20X24X2	19½ X 23½ X 1¾"	1000	1667	2083	.13/	.22/	.34 / 1.0	15.3
20X25X2	19½ X 24½ X 1¾"	1050	1736	2170	.13/	.22/	.34 / 1.0	16.0
24X24X2	23¾ X 23¾ X 1¾"	1200	2000	2500	.13/	.22/	.34 / 1.0	18.4
25X25X2	24¾ X 24¾ X 1¾"	1302	2170	2713	.13/	.22/	.34 / 1.0	20.0
12X24X4	11¾ X 23¾ X 3¾"	600	1000	1250	.13/	.20/	.30 / 1.0	14.0
16X20X4	15½ X 19½ X 3¾"	667	1111	1389	.13/	.20/	.30 / 1.0	15.6
16X25X4	15½ X 24½ X 3¾"	833	1389	1736	.13/	.20/	.30 / 1.0	19.6
18X24X4	17½ X 23¾ X 3¾"	900	1500	1875	.13/	.20/	.30 / 1.0	21.0
20X20X4	19½ X 19½ X 3¾"	833	1389	1736	.13/	.20/	.30 / 1.0	19.4
20X24X4	19½ X 23¾ X 3¾"	1000	1667	2083	.13/	.20/	.30 / 1.0	24.0
20X25X4	19½ X 24½ X 3¾"	1042	1736	2170	.13/	.20/	.30 / 1.0	24.3
24X24X4	23¾ X 23¾ X 3¾"	1200	2000	2500	.13/	.20/	.30 / 1.0	28.0
24X24X6	23¾ X 23¾ X 5¾"	1200	2000	2500	.13/	.17/	.28 / 1.0	45.2

Additional Product Information

NR - Multi-Pleat filters are not recommended for this face velocity.

Recommended Final Pressure Drop is 1.0" w.g.

Performance data is based on ASHRAE Test Standards 52.1 and 52.2.

Recommended maximum continuous operational temperature is 200° F.

Multi-Pleat filters are classified as Underwriter's Laboratories Class 2 according to U.L. Standard 900.



Koch Filter Corporation
Filtration Products Crafted with Pride

Corporate Offices

Post Office Box 3186 625 West Hill Street (40208)

Louisville, KY 40201

Phone: 502.634.4796 • Fax: 502.637.2280

E-mail: info@kochfilter.com • Website: www.kochfilter.com

Regional Sales Offices/Distribution Centers

Louisville* • Atlanta • Cincinnati • Denver • Detroit • Houston* • Indianapolis
Kansas City • Nashville • Rancho Cucamonga, CA*

*manufacturing site

Koch Filter Corporation maintains a policy of continuous product research and improvement, and retains the right to change product specifications and design without notice.

© 2005 KOCH FILTER CORPORATION